



Chemispill®

Laboratory absorbents
Safety against unexpected spillages



Chemispill®



Sometimes in our daily work in the laboratory unexpected spillages happen, with the associated risk or danger for those in the surrounding area. These spillages may cause serious health risks, produce bad odours, damage laboratory material, etc.

With our Chemispill® range, products with high neutralisation and absorption capabilities, you will be able to clean up and safely dispose of any kind of laboratory spillage with maximum security and reliability.

The new line of Chemispill® products comprises 3 complementary products for cleaning up and/or neutralising unexpected spillages:

Chemispill® Sorb, for organic solvent or neutral aqueous spillages.

Chemispill® H+, for typical laboratory acid spillages.

Chemispill® OH-, for typical laboratory alkali spillages.

- We recommend keeping the package closed and in a dry place when stored.
- Once the spillage has been cleaned up and disposed of correctly, it is recommended to clean the affected area with water.

Chemispill® Sorb

- ▶ Efficient absorption.
- ▶ Highly absorbent white, versatile material with a very low density for aqueous, organic, oil solutions, etc.
- ▶ Absorbs any liquid without leaving marks.
- ▶ 300 grams of Chemispill® Sorb absorbs 2,5 litres of spillage (a conventional laboratory bottle).
- ▶ The packagings contain 400 g, 1 kg or 4 kg of absorbent material (recommendable to always have 1 container in stock).
- ▶ The 400 g container can absorb:
 - > 3,5 litres of acetone.
 - > 3,5 litres of hexane.
 - > 1 litre of water
- ▶ Easy to clean up, does not produce residual dust.



HOW TO USE:

- Ventilate and isolate the spillage area.
- Use suitable personal protection equipment.
- Stop the spillage from spreading by making a circle around it using Chemispill® Sorb.
- Sprinkle the needed quantity of Chemispill® Sorb over the spillage until all the liquid is covered.
- Close in the circle using a brush, mixing in all the solids.
- Clean up the waste using a dustpan and dispose of correctly according to official regulations.



▶ 1



▶ 2



▶ 3



▶ 4

Art. No.	Description	Packaging
AB00020400		400 g
AB00021000	Chemispill® Sorb, universal absorber for liquid spillages	1 kg
AB00024000		4 kg

Chemispill® H+

- ▶ Pale yellow absorbent material with great capacity to neutralise acid spillages in any concentration.
- ▶ The indicator does not contain phenolphthalein, recently declared carcinogenic.
- ▶ When neutralising, small amounts of CO₂ are released.
- ▶ Containers of 2 kg and 5 kg.
- ▶ pH colour shift scale on label.
- ▶ The 2 kg container can neutralise:
 - > 1 litre of H₂SO₄ conc.
 - > 2,5 litres of HNO₃ conc.
 - > 3 litres of HCl conc.
- ▶ Easy to clean up, does not produce residual dust.
- ▶ Do not use with hydrofluoric acid.



HOW TO USE:

- Ventilate and isolate the spillage area.
- Use suitable personal protection equipment.
- Stop the spillage from spreading by making a circle around it using Chemispill® Sorb.
- Sprinkle the needed quantity of Chemispill® H+ over the spillage until the colour completely changes from red (acid) to yellow (neutral). If necessary, mix the spillage with the Chemispill® H+ using a spatula to speed up neutralisation and uniformly absorb the spillage.
- Close in the circle using a brush, mixing in all the solids.
- Clean up the waste using a dustpan and dispose of correctly according to official regulations.



▶ 1



▶ 2



▶ 3



▶ 4



▶ 5



▶ 6

Art. No.	Description	Packaging
AB00012000	Chemispill® H+, neutraliser for acid spillage with indicator	2 kg
AB0001005P		5 kg


Chemispill® OH-

- ▶ Reddish absorbent material with great capacity to neutralise basic spillages in any concentration.
- ▶ It contains a pH indicator shifting from deep blue (alkali) to yellow (neutral) to visually distinguish full neutralisation of the spillage.
- ▶ The indicator does not contain phenolphthalein, recently declared carcinogenic.
- ▶ Containers of 2 kg and 5 kg.
- ▶ pH colour shift scale on label.
- ▶ The 2 kg container can neutralise:
 - > 4 litres of NH_3 25% (w/w).
 - > 3 litres of KOH 50% (w/v).
 - > 2 litres of NaOH 50% (w/v).
- ▶ Easy to clean up, does not produce residual dust.




HOW TO USE:

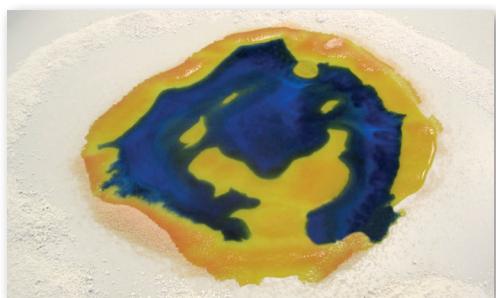
- Ventilate and isolate the spillage area.
- Use suitable personal protection equipment.
- Stop the spillage from spreading by making a circle around it using Chemispill® Sorb.
- Sprinkle the needed quantity of Chemispill® OH- over the spillage until the colour completely changes from blue (alkali) to yellow (neutral). If necessary, mix the spillage with the Chemispill® OH- using a spatula to speed up neutralisation and uniformly absorb the spillage.
- Close in the circle using a brush, mixing in all the solids.
- Clean up the waste using a dustpan and dispose of correctly according to official regulations.



▶ 1




▶ 2



▶ 3



▶ 4



▶ 5



▶ 6

Art. No.	Description	Packaging
AB00032000	Chemispill® OH-, neutraliser for base spillage with indicator	2 kg
AB0003005P		5 kg

Kit against spillages Chemispill®

Complete safety Kit against laboratory spillages

The Kit contains:

- ▶ Chemispill® Sorb (AB00020400)
- ▶ Chemispill® H+ (AB00012000)
- ▶ Chemispill® OH- (AB00032000)
- ▶ Scharlau nitrile gloves (GLV-NSP00L)
- ▶ Safety glasses (387SF201AF)
- ▶ Residue plastic bags
- ▶ Scratching spatula
- ▶ Brush and dustpan
- ▶ How-to-use instructions



In addition to the Kit, we offer our **Chemispill® safety shelf**, to have our full range of absorbents hanging on the wall of your laboratory.

Art. No.	Description	Units
AB0004-KIT	Spills Kit Chemispill®	1
AB0005ESTA	Chemispill® safety shelf	1

Personal Protection Equipment

- ▶ **Respiratory protection:** Masks and filters for particles, gases and vapours.
- ▶ **Eye protection:** Safety glasses.
- ▶ **Body protection:** Protection coveralls against particles and splashes from liquid chemical products.

For further information
about PPE:



Scharlau laboratory gloves

Disposable, powder-free blue nitrile gloves for examination

Category III gloves for hand protection against chemical, microbiological and viral risks.

- ▶ Comply to EN 420:2003 + A1:2009 + ERRATUM:2011, ISO 374-1:2016, ISO 374-5:2016 and EN 455 1-2-3.
- ▶ Ambidextrous, with rolled cuff, providing drip protection for the forearm.
- ▶ Micro-textured outer surface at fingertips, providing greater grip.
- ▶ AQL 1.5.

Art. No.	Description	Pack (u.)
GLV-NSP00S	Powder-free, nitrile gloves, size S	100
GLV-NSP00M	Powder-free, nitrile gloves, size M	100
GLV-NSP00L	Powder-free, nitrile gloves, size L	100
GLV-NSP0XL	Powder-free, nitrile gloves, size XL	100



Scharlab S.L.
Gato Pérez, 33. Pol. Ind. Mas d'en Cisa.
08181 Sentmenat, Barcelona, Spain
Tel.: +34 93 745 64 00 - Fax: +34 93 715 27 65
E-mail: helpdesk@scharlab.com

Scharlab Italia S.r.l.
Via Alcide De Gasperi 56.
20070 Riozzo Di Cerro al Lambro (Mi), Italy
Tel.: +39 02 9823 0679 / +39 02 9823 6266
Fax: +39 02 9823 0211
E-mail: customerservice@scharlab.it

Scharlab Philippines, Inc.
4/F Unit K, No. 35 Sto. Niño Street corner Roosevelt Ave. Barangay San Antonio, Quezon City 1105, Philippines. Phone - Fax: +63 2 529 5726
E-mail: infophilippines@scharlab.ph

Scharlab Brasil SA
Estrada do Campo Limpo, 780
São Paulo
Tel.: (11) 5512 5744 - Fax: (11) 5511 9366
E-mail: scharlab@scharlab.com.br

Download here the leaflet:

