

From Eye to Insight



THE MICROSCOPE CAMERA K3 SERIES

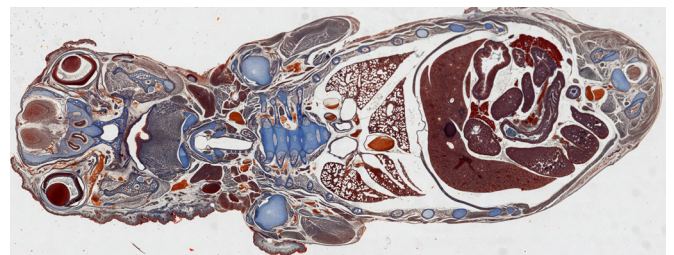
For Life Science and Industry Imaging Applications and Analysis


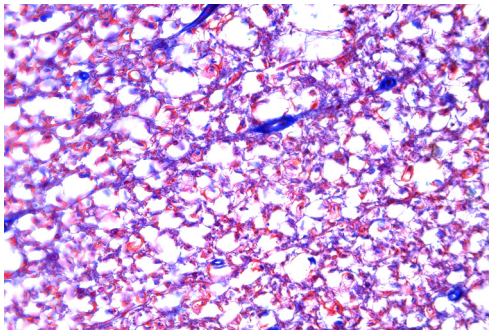
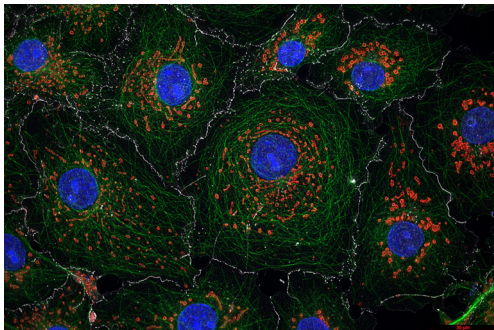


The K3 color and monochrome cameras are your solutions for fast and reliable analytical tasks typically done for life science, industrial, and clinical applications. These cameras empower you to image a vast range of challenging samples with color-brightfield and fluorescence microscopy. Examples include fluorescently labeled and stained tissues and cells, particles for cleanliness analysis, steel, and forensic evidence.

The K3 color CMOS camera provides a well-balanced feature set with high frame rates, very good dynamic range, and excellent color reproduction. It delivers 12-bit/channel RGB quantifiable images. With the K3 camera you can get an imaging system that is customized for your specific needs. You can scan and stitch images of large format samples in half the time compared to previous generation cameras. The K3 cameras are excellent, easy-to-use and set-up, low-noise devices. Either color or monochrome K3 microscope camera can act as a workhorse for your laboratory or site.

- > One camera series - multiple applications and workflows: Flexibility to image a large range of samples for life science, industrial, and clinical applications
- > Fast and reliable analysis: Acquiring quantifiable data from challenging samples for improved throughput.
- > Excellent true color reproduction





SPECIFICATIONS

Sensor type	CMOS
Sensor size (diagonal)	8.92 mm
Sensor format	3072 x 2048
Pixel dimensions	2.4 µm x 2.4 µm
Shutter mode	Rolling, Global reset
Data interface	USB 3
Mechanical interface	C-mount
Exposure range	1 ms – 10 s
Frames per second	15 fps (software triggered), 21 fps (hardware triggered – available in K3 M only)
Triggering	SMA Connections (only K3 M is triggerable)
Sensor cooling	Passive
Dark noise	2.8 e ⁻ (median)
Full well capacity	14000 e ⁻
Dynamic Range	up to 72 dB
Bit depth / Colour depth	3 x 12-bit = 36-bit RGB, 12-bit mono
Binning options	2x2
Optical filter	650 nm IR cut off filter
Operating system	Windows with LAS X application
Power consumption	3 W
Operation temperature	5 °C - 40 °C

CONNECT
WITH US!



Leica Microsystems CMS GmbH | Ernst-Leitz-Strasse 17–37 | D-35578 Wetzlar (Germany)

Tel. +49 (0) 6441 29-0 | F +49 (0) 6441 29-2599

www.leica-microsystems.com/products/microscope-cameras/p/k3