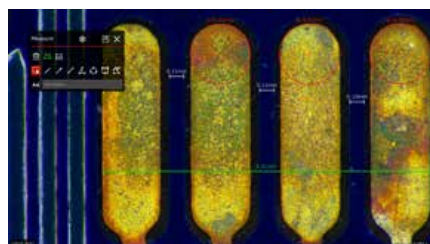




## Simplicity, color accuracy, and real-time collaboration

Flexacam C3  
12 MP microscope camera

Save time when capturing, documenting, and sharing images with the Flexacam C3 microscope camera. It transforms your microscope into a stand-alone digital imaging station without the need for a PC. Make reliable and accurate decisions for your application tasks with powerful color accuracy. True-to-life colors and fine details are a given thanks to the 12 MP CMOS sensor, large dynamic range, and fast signal processing. Collaborate in real time and review images efficiently as a team by taking advantage of the fast display of live images.



### Camera simplicity without a PC

- > Flexibly enhance documentation with intuitive measurement, annotation, overlay, and network tools
- > View images directly on a monitor and record videos in full HD with up to 30 frames per second
- > Save images to a local network or send as email attachment for easy sharing and storage




### Powerful color accuracy

- > Precise color reproduction is provided by the sensor's dynamic range and signal processing unit
- > Fine details of the sample are revealed thanks to the 12 MP CMOS sensor
- > Fast screening of sample with bright and dark areas due to the fast auto exposure



### Collaboration in real time

- > Clear and smooth visualization of sample movements on the screen thanks to the high frame rate of up to 60 fps and high signal transfer speed from sensor to monitor
- > Viewing of live and captured images directly on a monitor simultaneously by multiple users when used in stand-alone or workstation mode




## SPECIFICATIONS

Sensor type	CMOS
Sensor size	1 / 2.3"
Sensor format	H: 4,000; V: 3,000 (12 MP)
Pixel dimensions	1.55 $\mu\text{m}$ $\times$ 1.55 $\mu\text{m}$
Shutter mode	Rolling
Data interface	USB 3.1 type C
Additional connection options	HDMI 2.0a
	4 $\times$ USB 2.0
	Ethernet RJ45
	2.5 mm JACK connector for hand- / footswitch
Mechanical interface	C-mount
Exposure range	100 $\mu\text{s}$ – 120 ms
Frames per seconds	4K / 60 fps in HDMI mode
Triggering	Footswitch
Sensor cooling	Passive
Gain	0–42 dB
Bit depth / Color depth	8 bit
Binning options	None
Optical filter	650 nm IR cut-off filter
Operating system	LAS X / stand-alone
Power consumption	< 15 W
Operating temperature	10 $^{\circ}\text{C}$ – 40 $^{\circ}\text{C}$



in New Zealand please contact  
 Bio-Strategy Limited  
 T: 0800 34 24 66 | E: sales.nz@bio-strategy.com  
 www.bio-strategy.com | shop.bio-strategy.com

CONNECT  
 WITH US!



Leica Microsystems GmbH · Ernst-Leitz-Straße 17–37 · D-35578 Wetzlar  
 T +49 (0) 6441 29-4000 · F +49 (0) 6441 29-4155

[www.leica-microsystems.com](http://www.leica-microsystems.com)